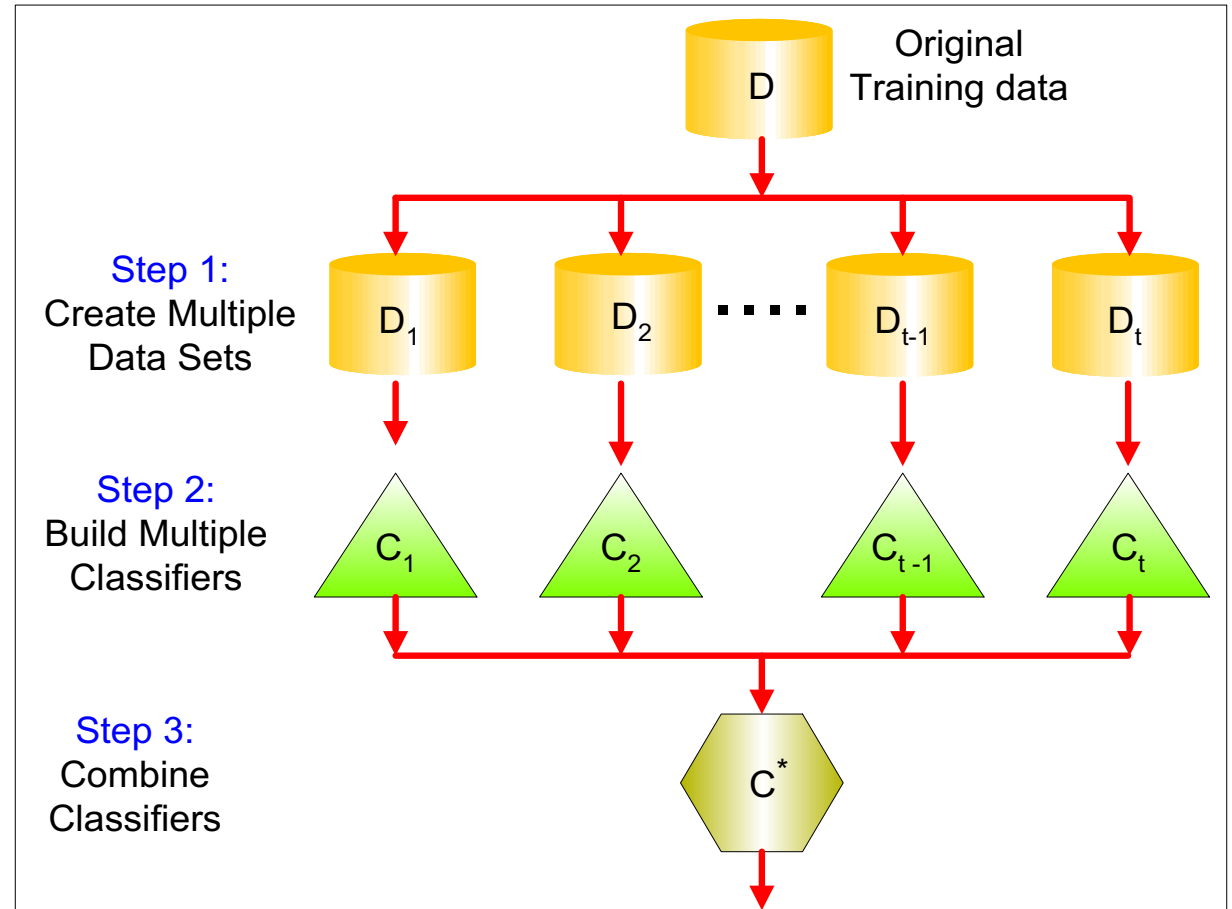


Ensemble Methods



Ensemble Methods

- Improves the accuracy by **aggregating the predictions** of multiple classifiers.
- Construct a set of **base classifiers** from the training data.
- Predict class label of test records by combining the predictions made by multiple classifiers.



Back to Machine Learning

It will exploit *Wisdom of crowd* ideas for specific tasks

- By combining classifier predictions and
- aims to combine independent and diverse classifiers.

But it will use labelled training data

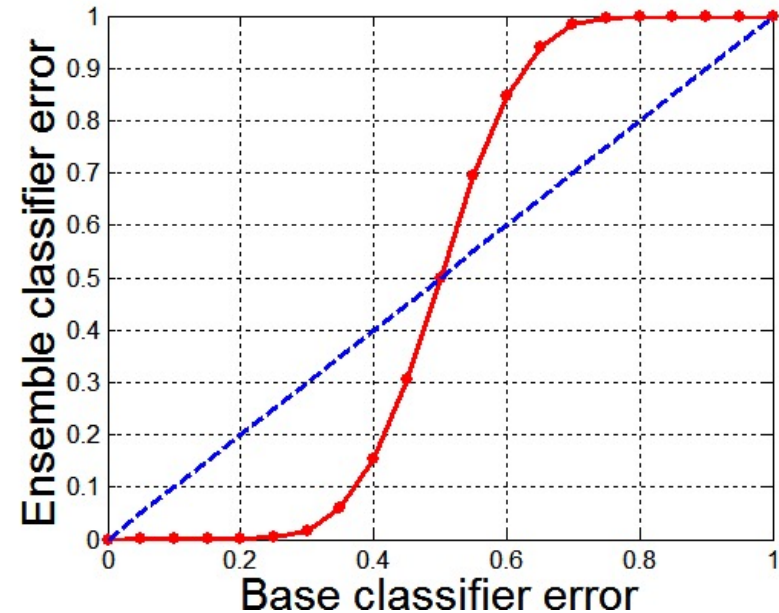
- to identify the **expert** classifiers in the pool;
- to identify **complementary** classifiers;
- to indicate how to the best **combine** them.

Why Ensemble Methods work?

Suppose there are 25 base classifiers

- Each classifier has error rate, $\varepsilon = 0.35$
- Assume errors made by classifiers are uncorrelated
- Probability that the ensemble classifier makes a wrong prediction:

$$P(X \geq 13) = \sum_{i=13}^{25} \binom{25}{i} \varepsilon^i (1 - \varepsilon)^{25-i} = 0.06$$



Types of Ensemble Methods

- Manipulate data distribution
 - Example: bagging, boosting
- Manipulate input features
 - Example: random forests
- Manipulate class labels
 - Example: error-correcting output coding

Bagging

Bagging (a.k.a. Bootstrap AGGREGatING)

- Sampling with replacement

Original Data	1	2	3	4	5	6	7	8	9	10
Bagging (Round 1)	7	8	10	8	2	5	10	10	5	9
Bagging (Round 2)	1	4	9	1	2	3	2	7	3	2
Bagging (Round 3)	1	8	5	10	5	5	9	6	3	7

- Build classifier on each bootstrap sample
- Each sample has probability $(1 - 1/n)n$ of being selected

Algorithm 5.6 Bagging Algorithm

- 1: Let k be the number of bootstrap samples.
 - 2: for $i = 1$ to k do
 - 3: Create a bootstrap sample of size n , D_i .
 - 4: Train a base classifier C_i on the bootstrap sample D_i .
 - 5: end for
 - 6: $C^*(x) = \arg \max_y \sum_i \delta(C_i(x) = y)$, $\{\delta(\cdot) = 1$ if its argument is true, and 0 otherwise.}
-

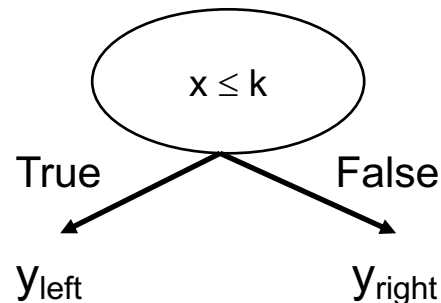
Bagging Example

- Consider 1-dimensional data set:

Original Data:

x	0.1	0.2	0.3	0.4	0.5	0.6	0.7	0.8	0.9	1
y	1	1	1	-1	-1	-1	-1	1	1	1

- Classifier is a decision stump
 - Decision rule: $x \leq k$ versus $x > k$
 - Split point k is chosen based on entropy



Bagging Example

Bagging Round 1:

x	0.1	0.2	0.2	0.3	0.4	0.4	0.5	0.6	0.9	0.9
y	1	1	1	1	-1	-1	-1	-1	1	1

$x \leq 0.35 \rightarrow y = 1$
 $x > 0.35 \rightarrow y = -1$

Bagging Example

Bagging Round 1:

x	0.1	0.2	0.2	0.3	0.4	0.4	0.5	0.6	0.9	0.9
y	1	1	1	1	-1	-1	-1	-1	1	1

$x \leq 0.35 \rightarrow y = 1$
 $x > 0.35 \rightarrow y = -1$

Bagging Round 2:

x	0.1	0.2	0.3	0.4	0.5	0.5	0.9	1	1	1
y	1	1	1	-1	-1	-1	1	1	1	1

$x \leq 0.7 \rightarrow y = 1$
 $x > 0.7 \rightarrow y = 1$

Bagging Round 3:

x	0.1	0.2	0.3	0.4	0.4	0.5	0.7	0.7	0.8	0.9
y	1	1	1	-1	-1	-1	-1	-1	1	1

$x \leq 0.35 \rightarrow y = 1$
 $x > 0.35 \rightarrow y = -1$

Bagging Round 4:

x	0.1	0.1	0.2	0.4	0.4	0.5	0.5	0.7	0.8	0.9
y	1	1	1	-1	-1	-1	-1	-1	1	1

$x \leq 0.3 \rightarrow y = 1$
 $x > 0.3 \rightarrow y = -1$

Bagging Round 5:

x	0.1	0.1	0.2	0.5	0.6	0.6	0.6	1	1	1
y	1	1	1	-1	-1	-1	-1	1	1	1

$x \leq 0.35 \rightarrow y = 1$
 $x > 0.35 \rightarrow y = -1$

Bagging Example

Bagging Round 6:

x	0.2	0.4	0.5	0.6	0.7	0.7	0.7	0.8	0.9	1
y	1	-1	-1	-1	-1	-1	-1	1	1	1

$x \leq 0.75 \rightarrow y = -1$
 $x > 0.75 \rightarrow y = 1$

Bagging Round 7:

x	0.1	0.4	0.4	0.6	0.7	0.8	0.9	0.9	0.9	1
y	1	-1	-1	-1	-1	1	1	1	1	1

$x \leq 0.75 \rightarrow y = -1$
 $x > 0.75 \rightarrow y = 1$

Bagging Round 8:

x	0.1	0.2	0.5	0.5	0.5	0.7	0.7	0.8	0.9	1
y	1	1	-1	-1	-1	-1	-1	1	1	1

$x \leq 0.75 \rightarrow y = -1$
 $x > 0.75 \rightarrow y = 1$

Bagging Round 9:

x	0.1	0.3	0.4	0.4	0.6	0.7	0.7	0.8	1	1
y	1	1	-1	-1	-1	-1	-1	1	1	1

$x \leq 0.75 \rightarrow y = -1$
 $x > 0.75 \rightarrow y = 1$

Bagging Round 10:

x	0.1	0.1	0.1	0.1	0.3	0.3	0.8	0.8	0.9	0.9
y	1	1	1	1	1	1	1	1	1	1

$x \leq 0.05 \rightarrow y = 1$
 $x > 0.05 \rightarrow y = 1$

Bagging Example

- Summary of Training sets:

Round	Split Point	Left Class	Right Class
1	0.35	1	-1
2	0.7	1	1
3	0.35	1	-1
4	0.3	1	-1
5	0.35	1	-1
6	0.75	-1	1
7	0.75	-1	1
8	0.75	-1	1
9	0.75	-1	1
10	0.05	1	1

Bagging Example

- Assume test set is the same as the original data
- Use majority vote to determine class of ensemble classifier

Round	Split Point	Left Class	Right Class
1	0.35	1	-1
2	0.7	1	1
3	0.35	1	-1
4	0.3	1	-1
5	0.35	1	-1
6	0.75	-1	1
7	0.75	-1	1
8	0.75	-1	1
9	0.75	-1	1
10	0.05	1	1

Predicted Class

Round	x=0.1	x=0.2	x=0.3	x=0.4	x=0.5	x=0.6	x=0.7	x=0.8	x=0.9	x=1.0
1	1	1	1	-1	-1	-1	-1	-1	-1	-1
2	1	1	1	1	1	1	1	1	1	1
3	1	1	1	-1	-1	-1	-1	-1	-1	-1
4	1	1	1	-1	-1	-1	-1	-1	-1	-1
5	1	1	1	-1	-1	-1	-1	-1	-1	-1
6	-1	-1	-1	-1	-1	-1	-1	1	1	1
7	-1	-1	-1	-1	-1	-1	-1	1	1	1
8	-1	-1	-1	-1	-1	-1	-1	1	1	1
9	-1	-1	-1	-1	-1	-1	-1	1	1	1
10	1	1	1	1	1	1	1	1	1	1
Sum	2	2	2	-6	-6	-6	-6	2	2	2
Sign	1	1	1	-1	-1	-1	-1	1	1	1

Boosting

Boosting

- An iterative procedure to **adaptively change distribution of training data** by focusing more on previously misclassified records.
- Initially, all the records are assigned equal weights.
- Unlike bagging, weights may change at the end of each boosting round.

Boosting

- Records that are wrongly classified will have their weights increased.
- Records that are classified correctly will have their weights decreased.

Original Data	1	2	3	4	5	6	7	8	9	10
Boosting (Round 1)	7	3	2	8	7	9	4	10	6	3
Boosting (Round 2)	5	4	9	4	2	5	1	7	4	2
Boosting (Round 3)	4	4	8	10	4	5	4	6	3	4

- Example 4 is hard to classify
- Its weight is increased; therefore it is more likely to be chosen again in subsequent rounds

AdaBoost

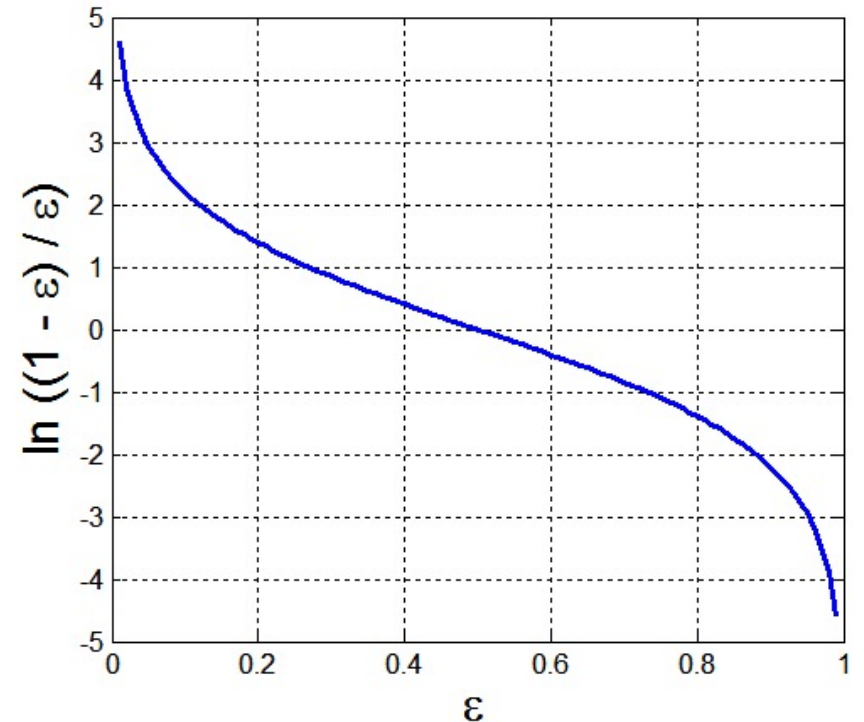
- Base classifiers: C_1, C_2, \dots, C_T
- Error rate:

$$\varepsilon_i = \frac{1}{N} \sum_{j=1}^N w_j \delta(C_i(x_j) \neq y_j)$$

- Importance of a classifier depends on its error rate:

$$\alpha_i = \frac{1}{2} \ln \left(\frac{1 - \varepsilon_i}{\varepsilon_i} \right)$$

High positive importance when error is close to 0,
High negative importance when error is close to 1



AdaBoost Algorithm

- Weight update:

Weight associated
to x_i during the j
boosting round

$$w_i^{(j+1)} = \frac{w_i^{(j)}}{Z_j} \begin{cases} \exp^{-\alpha_j} & \text{if } C_j(x_i) = y_i \\ \exp^{\alpha_j} & \text{if } C_j(x_i) \neq y_i \end{cases}$$

where Z_j is the normalization factor

- If any intermediate rounds produce error rate higher than 50%, the weights are reverted back to $1/n$ and the resampling procedure is repeated

- Classification:
$$C^*(x) = \arg \max_y \sum_{j=1}^T \alpha_j \delta(C_j(x) = y)$$

AdaBoost Algorithm

Algorithm 5.7 AdaBoost Algorithm

- 1: $w = \{w_j = 1/n \mid j = 1, 2, \dots, n\}$. {Initialize the weights for all n instances.}
 - 2: Let k be the number of boosting rounds.
 - 3: for $i = 1$ to k do
 - 4: Create training set D_i by sampling (with replacement) from D according to w .
 - 5: Train a base classifier C_i on D_i .
 - 6: Apply C_i to all instances in the original training set, D .
 - 7: $\epsilon_i = \frac{1}{n} [\sum_j w_j \delta(C_i(x_j) \neq y_j)]$ {Calculate the weighted error}
 - 8: if $\epsilon_i > 0.5$ then
 - 9: $w = \{w_j = 1/n \mid j = 1, 2, \dots, n\}$. {Reset the weights for all n instances.}
 - 10: Go back to Step 4.
 - 11: end if
 - 12: $\alpha_i = \frac{1}{2} \ln \frac{1-\epsilon_i}{\epsilon_i}$.
 - 13: Update the weight of each instance according to equation (5.88).
 - 14: end for
 - 15: $C^*(\mathbf{x}) = \arg \max_y \sum_{j=1}^T \alpha_j \delta(C_j(\mathbf{x}) = y)$.
-

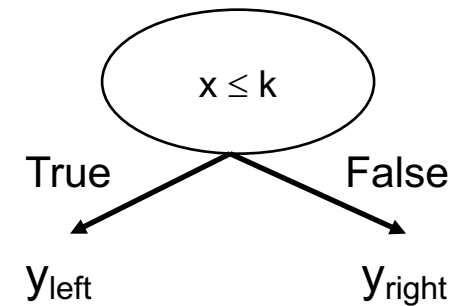
AdaBoost Example

- Consider 1-dimensional data set:

Original Data:

x	0.1	0.2	0.3	0.4	0.5	0.6	0.7	0.8	0.9	1
y	1	1	1	-1	-1	-1	-1	1	1	1

- Classifier is a decision stump
 - Decision rule: $x \leq k$ versus $x > k$
 - Split point k is chosen based on entropy



AdaBoost Example

- Training sets for the first 3 boosting rounds:

Boosting Round 1:

x	0.1	0.4	0.5	0.6	0.6	0.7	0.7	0.7	0.8	1
y	1	-1	-1	-1	-1	-1	-1	-1	1	1

Boosting Round 2:

x	0.1	0.1	0.2	0.2	0.2	0.2	0.3	0.3	0.3	0.3
y	1	1	1	1	1	1	1	1	1	1

Boosting Round 3:

x	0.2	0.2	0.4	0.4	0.4	0.4	0.5	0.6	0.6	0.7
y	1	1	-1	-1	-1	-1	-1	-1	-1	-1

- Weights:

Round	x=0.1	x=0.2	x=0.3	x=0.4	x=0.5	x=0.6	x=0.7	x=0.8	x=0.9	x=1.0
1	0.1	0.1	0.1	0.1	0.1	0.1	0.1	0.1	0.1	0.1
2	0.311	0.311	0.311	0.01	0.01	0.01	0.01	0.01	0.01	0.01
3	0.029	0.029	0.029	0.228	0.228	0.228	0.228	0.009	0.009	0.009

AdaBoost Example

- Summary:

Round	Split Point	Left Class	Right Class	alpha
1	0.75	-1	1	1.738
2	0.05	1	1	2.7784
3	0.3	1	-1	4.1195

- Classification

$$C^*(x) = \arg \max_y \sum_{j=1}^T \alpha_j \delta(C_j(x) = y)$$

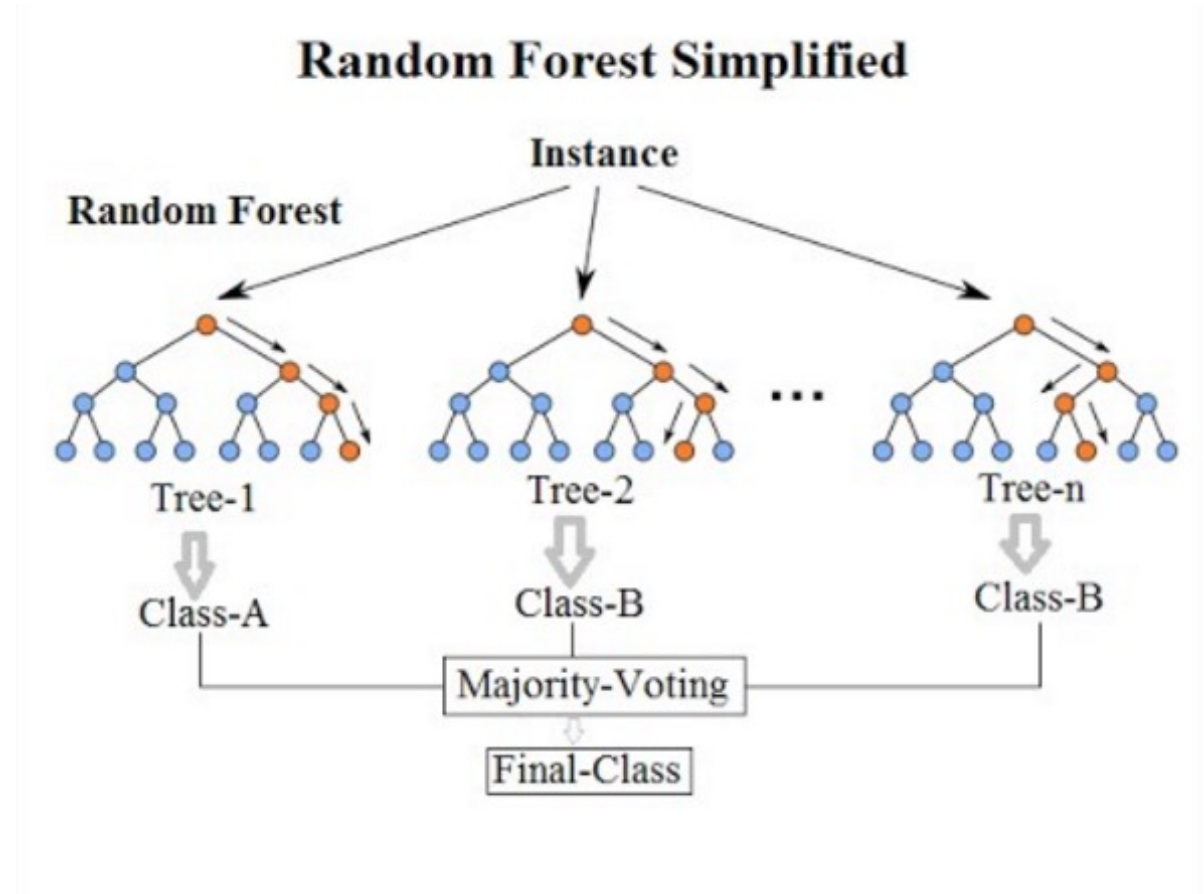
Round	x=0.1	x=0.2	x=0.3	x=0.4	x=0.5	x=0.6	x=0.7	x=0.8	x=0.9	x=1.0
1	-1	-1	-1	-1	-1	-1	-1	1	1	1
2	1	1	1	1	1	1	1	1	1	1
3	1	1	1	-1	-1	-1	-1	-1	-1	-1
Sum	5.16	5.16	5.16	-3.08	-3.08	-3.08	-3.08	0.397	0.397	0.397
Sign	1	1	1	-1	-1	-1	-1	1	1	1

Predicted
Class

Random Forests

Random Forests

- Is a class of ensemble methods specifically designed for **decision trees**.
- It combines the predictions made by multiple decision trees and outputs the class that **is the mode of the class's output** by individual trees.



Random Forest

- Each decision tree is built on a **bootstrap sample** based on the values of an **independent** set of random vectors.
 - Unlike AdaBoost, the random vector are generated from a fixed probability distribution.
 - Bagging using decision trees is a special case of random forests where randomness is injected into the model-building process.
- Each decision tree is evaluated among **m randomly chosen attributes** from the M available attributes
 - $m \sim \sqrt{M}$ or $m \sim \log M+1$

Random Forest - Advantages

- It is one of the most accurate learning algorithms available. For many data sets, it produces a high accurate classifier.
- It runs efficiently on large databases.
- It can handle thousands of input variables without variable deletion.
- It gives estimates of what variables are important in the classification.
- It generates an internal unbiased estimate of the generalization error as the forest building progresses.

References

- Ensemble Methods. Chapter 5.6.
Introduction to Data Mining.

